

FINAL TECHNICAL REPORT  
November 1, 2001, through October 31, 2002

Project Title: **DEVELOPMENT AND DEMONSTRATION OF POROUS BASE COURSE MATERIALS FOR PAVEMENTS USING ILLINOIS COAL COMBUSTION PRODUCTS**

ICCI Project Number: 01-1/3.1C-1  
Principal Investigator: Tarun R. Naik  
UWM Center for By-Products Utilization  
University of Wisconsin-Milwaukee  
Other Investigator: Rudolph N. Kraus  
UWM Center for By-Products Utilization  
University of Wisconsin-Milwaukee  
Project Manager: Dr. Francois Botha, ICCI

ABSTRACT

This project was developed as a technology transfer program to develop a porous, low-strength concrete that uses large amounts of non-specification ash generated from the combustion of coal from Illinois. The Illinois-coal combustion products used for this project had a very high carbon content, over 30%. Typically, high carbon ash have little use in construction materials; however, previous project work conducted by the UWM Center for By-Products Utilization showed the feasibility of using this type of ash in porous base construction. A properly designed and constructed porous base eliminates pumping, faulting, and cracking in pavement, thus increasing the service life of roadways, highways, and air field pavements.

Porous concrete mixtures were first manufactured and tested in the UWM-CBU laboratory. These laboratory mixtures varied the amount of ash from 0% to approximately 50%. These mixtures were evaluated for fresh porous concrete properties as well as compressive strength, splitting tensile strength, flexural strength, drying shrinkage, sulfate resistance, and resistance to freezing and thawing. Hardened concrete properties were evaluated up to the age of 91 days. The laboratory mixtures were then used as the basis for mixture proportions used for field manufacturing. Pilot-scale field mixtures were manufactured at the facilities of the United Ready-Mix, Inc., Peoria, IL. The porous concrete field mixtures generated the necessary experimental and production data to determine acceptable levels of coal ash in porous base concrete mixtures for commercial production. To disseminate the results of this project to others in Illinois, a construction demonstration/technology transfer workshop was held in Peoria with cooperation from the United Ready-Mix, Inc. and the City of Peoria, Department of Public Works. The workshop consisted of a half day of lectures presenting technical results obtained for this project as well as a construction demonstration on the placement of porous base course concrete for a section of street in Peoria. The porous concrete mixture used for the demonstration used the highest amount of Illinois-coal ash tested for the project, over 50% by weight of total cementitious materials. Results of the project indicate that high-carbon Illinois-coal ash may successfully be used in porous base course applications.

## EXECUTIVE SUMMARY

Approximately 5.5 million tons of coal combustion products are generated each year from combustion of Illinois coal. About 3.0 million tons of these coal combustion products are produced in Illinois and the remaining 2.5 million tons are generated in other states (including Wisconsin). A majority of these 5.5 million tons of ash products are landfilled. The overall utilization rate in the USA for all coal ashes was approximately 30% in 2000 (i.e., about 30 million tons). Illinois coal, when it is burned in conventional boilers, produces Class F, low-lime, fly ash. In general, utilization rate of Class F fly ash in U.S.A. is substantially lower relative to Class C, high-lime, fly ash. This is partly due to the perceived lower quality of Class F fly ash compared to Class C fly ash, and greater variation in its properties, especially for the fly ash generated from older power plants. Also, there is a significant lack of commercial products that use high-volumes of Class F fly ash; and, there is even a greater lack of use for clean-coal ash (i.e., ash containing sulfites and/or sulfates, FGD materials, spray drier ash, etc.). Due to shrinking landfill space, to solve environmental concerns, and due to increased public awareness and debate, it has become mandatory to find practical solutions to this "ash problem".

Past investigations have established that drainage under rigid (i.e., concrete) or flexible (i.e., asphalt) pavements is required in producing durable pavements. To help solve this problem, porous base pavements are used. A properly designed and constructed porous base eliminates pumping, faulting, and cracking. Therefore, the base is designed to have the necessary permeability and stability. It is estimated that the use of a porous base would add to pavement service life by up to 70% for portland cement concrete and asphaltic pavements.

The objective of this proposed project was to demonstrate porous concrete applications for highway, roadway, and airfield pavements using Illinois coal combustion products. The new innovative porous concrete developed for this project used presently difficult to recycle coal combustion products for structural road base course paving. One source of high-carbon CCPs was evaluated for no-fines or low-fines concrete as a porous base material.

The work for this project involved laboratory as well as pilot-scale manufacturing, testing, and evaluation of selected mixtures using actual commercial production facilities, followed by a technology transfer workshop and construction demonstration. The results of the project were intended to establish mixture proportions and production technology for Illinois coal ash in porous base course mixtures for commercial applications.

Two different sources of coarse aggregates were used for the project. Laboratory mixtures used a crushed limestone aggregate meeting ASTM C33 requirements, while coarse aggregate used for the field pilot-scale mixtures and construction demonstration used a natural river gravel that met Illinois Department of Transportation (IDOT) requirements. All mixtures used a Type I cement meeting the requirements of ASTM C 150. The ash used for the project, a wet collected Class F fly ash, was also characterized

per ASTM C 618 requirements as well as particle size distribution and chemical elements. The particle size distribution tests for the ash were conducted since the ash was a combination of fly ash and bottom ash material with the size of some particles greater than one inch.

A total of four porous base course mixtures were produced in the laboratory to determine performance of the material prior to field manufacturing. Fly ash content of the mixtures, expressed as a percentage of total cementitious materials (fly ash and cement), varied from 0% (Mixture I1A) to 42% (Mixture I4). Intermediate fly ash concentrations were established at 17% and 30% for Mixtures I2A and I3, respectively. Compressive strength of the laboratory mixtures were tested at the age of 3, 7, 28, 56, and 91 days. All mixtures exhibited satisfactory levels of compressive strength (880 to 1315 psi at the age of 28 days). Mixtures with lowest cement content and highest ash content produced the lowest strength. All mixtures produced higher strength than the minimum desired of 800 psi at 28-day age.

Based upon the laboratory results, porous base materials were manufactured on a pilot-scale at the facilities of United Ready-Mix, Inc., Peoria, IL. The purpose of the pilot-scale production at United Ready-Mix was to familiarize the producers with the handling of Illinois coal ash for porous base course materials and to obtain test data from these production mixtures. Pilot-scale production at United Ready-Mix consisted of four porous base course mixtures using similar coal ash contents as previously produced in the laboratory: 0%, 17%, 33%, and 49%. Compressive strength of the pilot-scale mixtures was determined at the ages of 3, 7, 14, 28, 56, and 160 days. Compressive strength at the age of 28 days for the pilot-scale porous base mixtures ranged from 555 psi (49% ash) to 1705 psi (17% ash). The compressive strength of the Control Mixture without ash was 1420 psi. Splitting tensile strength, flexural strength, drying shrinkage, sulfate resistance, and resistance to freezing and thawing were also measured.

The porous concrete test mixtures manufactured in laboratory and on a pilot-scale basis in Peoria generated considerable experimental and production data to determine the porous concrete mixture proportions for commercial production. A construction demonstration/technology transfer workshop was held in Peoria, Illinois. In order to promote the use of Illinois-coal ash in porous base materials, this seminar was held in conjunction with a field demonstration. The field demonstration was held in cooperation with the City of Peoria, Department of Public Works and United Ready-Mix, Inc.. Also, as a part of the workshop, handout materials were developed for the porous base course concrete including mixture proportions, test results, regulatory requirements, etc., for commercial and government use. The technology transfer seminar was held to introduce engineers, area contractors, ready-mixed concrete suppliers, environmental agencies, local and state government personnel, and other potential users to the benefits of porous base course concrete construction using Illinois-coal ash. Test specimens for compressive strength, flexural strength were produced from the demonstration mixture to record performance data. Compressive strength was evaluated at the ages of 7, 14, 28, and 56 days. Compressive strength achieved for the demonstration mixture at the age of

28 days was over 1100 psi. Compressive strength of the mixture increased with increasing age, 865 psi at the age of 7 days to 1200 psi at the age of 56 days. This indicates that for future applications, the amount of cement may be further decreased and the amount of Illinois-coal ash increased in the porous concrete mixture. Flexural strength of the mixture was evaluated at the age of 7, 28, and 56 days. Flexural strength also increased with increasing age, 150 psi at the age of 7 days to 190 psi at the age of 56 days. All test results show that high-carbon ash from combustion of Illinois coal may be successfully used in porous base course concrete construction.

Based upon the testing and technology transfer activities conducted for this project, a porous base course concrete mixture containing a high-carbon ash content of 50% is recommended for the future production of porous base course materials using Illinois-coal ash. However, when a new source of coal ash is used, or a different source of cement and/or aggregates are used, preliminary mixtures should be manufactured and tested to verify that the performance characteristics will meet the proposed construction requirements.

## OBJECTIVES

Approximately 5.5 million tons of coal combustion products are generated each year from combustion of coal from Illinois mines. About 3.0 million tons of these coal combustion products are produced in Illinois and the remaining 2.5 million tons are generated in other states burning Illinois coal, including in Wisconsin (Dairyland Power Cooperative, La Crosse, WI). A majority of these ash products are landfilled. The overall utilization rate in the USA for all coal ashes (excluding FGD material) was approximately 34% in 2000 (i.e., about 27 million tons). Utilization of FGD material is much lower (about 9%, 2.2 million tons). There is also a significant lack of commercial products that utilize Illinois-coal ash. With increasing federal regulation on power plant emissions, finding use for clean-coal ash (vs. Class F fly ash) will become a more important issue since the quantity of clean-coal ash (i.e., ash containing sulfites and/or sulfates, FGD materials, spray drier ash, etc.) is expected to increase. Finding practical solutions to this "ash problem" is essential due to shrinking landfill space, environmental concerns, and increased public awareness.

The objective of this proposed project was to demonstrate porous concrete applications for highway, roadway, and airfield pavements using Illinois coal combustion products. The new innovative porous concrete developed for this project used presently difficult to recycle coal combustion products for structural road base course paving. High-carbon and/or variable carbon CCPs obtained from low-NO<sub>x</sub> control systems and flue gas desulfurization (FGD) by-products were evaluated for no-fines or low-fines concrete for the porous base material.

The work for this project involved production-scale manufacturing, testing, and evaluation of selected mixtures under actual commercial production facilities, followed by a technology transfer workshop and construction demonstration. The results of the project were intended to establish mixture proportions and production technology for Illinois-coal ash in porous base course mixtures for commercial applications. Specific goals established for this project were as follows.

- (1) Obtain laboratory physical and chemical characterization data on high-carbon or variable carbon Class F ash or clean-coal ash obtained from the combustion of Illinois coal.
- (2) Obtain test data from laboratory and field produced mixtures for porous concrete base course materials utilizing high-carbon or variable carbon CCPs or FGD products.
- (3) Produce porous concrete utilizing high-carbon or variable carbon CCPs or FGD products on a pilot-scale basis at a manufacturing facility in Illinois in conjunction with a pavement construction field demonstration project.

- (4) Provide guidelines for mixture proportioning and specifications for production of porous concrete materials utilizing Illinois high-carbon or variable carbon CCPs or FGD products for (ready-mixed) concrete manufacturers, contractors, engineers, owners, and others.
- (5) Prepare information for various options for use, mixture proportioning, and results of field demonstration project. Conduct a technology transfer workshop for porous concrete construction containing Illinois CCPs or FGD by-products in conjunction with the field demonstration.

In order to publicize the technology of manufacturing and use of porous concrete base materials using Illinois coal combustion products, a technology transfer workshop that included a construction demonstration was held in Peoria, Illinois. The field demonstration was conducted on a local city street in cooperation with the City of Peoria, Department of Public Works. As a part of this technology transfer workshop, specifications for adoption of porous base course materials, construction methods and technologies, for commercial and government use, were presented and distributed at the workshop. The field demonstration was held to introduce engineers, area contractors, coal ash producers, ready-mixed concrete suppliers, designers, local and state government personnel, and other potential users to the benefits of pavement construction using porous base course materials. Handouts included information on materials, manufacturing, and construction technology found technically and economically acceptable, mixture proportioning parameters, manufacturing methods, technical data, field tests, evaluation of results, etc.

In order to meet the project objectives and goals for production implementation and market development of porous base course materials using Illinois-coal ash, activities were divided into separate tasks. These tasks consisted of prototype field production, manufacturing and construction demonstration projects, and technology implementation activities. Task I activities included testing of Illinois-coal ash and coarse aggregate characteristics for use in porous base course mixtures. Porous base course mixtures were also manufactured in the laboratory with the Illinois-coal ash to determine performance characteristics of the porous concrete mixtures prior to pilot-scale manufacturing. Laboratory mixtures were tested for compressive strength, splitting tensile strength, flexural strength, drying shrinkage, and resistance to freezing and thawing cycling. All testing was conducted in accordance with ASTM standards. A Illinois-coal ash producer, located in Pekin, IL, was selected based upon past cooperative projects. For Task II, pilot-scale production mixtures of porous concrete base course were developed and tested for various properties. Pilot-scale mixtures were produced in Peoria, IL at the facilities of United Ready-Mix, Inc. This activity was the basis for establishing the porous base course concrete mixture to be manufactured for the construction demonstration. The porous concrete mixtures produced were field tested at the manufacturing site. Task III consisted of a construction demonstration and technology transfer seminar on the production and use of porous base course materials containing Illinois-coal ash. This seminar was held to inform users of the results of this project and to promote

marketability of Illinois-coal ash in porous base course mixtures. The technology transfer seminar was held in Peoria, IL. The seminar consisted of a one-day workshop explaining the manufacture and use of porous base course concrete materials made with Illinois-coal ash. Test specimens were also cast for evaluation of properties of the porous base course concrete material placed for the construction demonstration. Task IV consisted of monthly progress reports as well as the final report of the project activities.

## INTRODUCTION AND BACKGROUND

### Introduction

While some state highway departments have used porous base courses successfully, many are not using coal combustion products (CCPs) for making porous concrete base courses. The proposed research would provide the missing information and test data to answer questions about the use of high-carbon or variable carbon CCPs or FGD by-products to highway practice. It would also provide reliable design and testing information to owners, engineers, specifiers, materials suppliers, and contractors. Use of high-carbon or variable carbon CCPs or FGD products in porous base course is expected to utilize significant quantities of such by-products. It will also help to reduce the cost of installing porous base concrete materials for pavement that will lead to increased use of such porous bases for highways, roadways, and airfields pavements. Reducing the cost of porous base materials is expected to expand its use in many other types of pavement construction with increased pavement life and increased utilization rate of CCPs or FGD products from burning Illinois-coal. Increased use of high-carbon CCPs or FGD products will also result in reduced landfill requirements for recyclable by-products, thus helping solve environmental concerns and reduce concerns for future liability. Such porous base course concrete construction trials with conventional CCPs or FGD products were successfully completed in Wisconsin in 1994. This proposed project will provide scientific data to validate and expand the use of porous base materials throughout the mid-west, especially with non-specification Illinois-coal ash. The knowledge available to the proposed research team of this project from prior research on asphaltic and polymer modified concrete for the Wisconsin DNR [1, 2, 3]<sup>1</sup>, will be very useful to develop optimum mixture proportions for porous concrete containing Illinois-coal ash. Additional work was conducted and reported by the P.I. as a review of the state-of-the-art information on porous base pavements, and to demonstrate through a construction project, the application of non-specification fly ash in the manufacture of no-fines concrete porous base, as well as high-volume fly ash concrete pavement [4].

### Literature Review

Past investigations have established that drainage under rigid (i.e., concrete) or flexible (i.e., asphalt) pavements is required in producing durable pavements [5]. To help solve this problem, porous base pavements are used [4]. A properly designed and constructed porous base eliminates pumping, faulting, and cracking. Therefore, the base is designed to have the necessary permeability and stability. It is estimated that the use of a porous

---

<sup>1</sup>See List of References.

base would add to pavement service life by up to 70% for portland cement concrete and asphaltic pavements [5]. As a paving material, porous concrete is raked or slip-formed into place with conventional spreader or paving equipment and then roller compacted, similar to asphaltic concrete. Vibratory screeds or hand rollers can be used for smaller project work. In order to maintain porous properties, the surfaces should not be closed or sealed; therefore, troweling and finishing are not desired. The compressive strength of different mixtures typically range from 500 to 4000 psi, or can be even higher. Drainage rates commonly range from 2 to 18 gallons per minute per square foot [6]. Porous bases are divided into two classes: treated and untreated. A treated porous base employs a binder which would typically consist of either cement or asphalt. An untreated subbase contains more smaller size particles in order to provide stability through aggregate interlock. A porous base must be capable of maintaining both permeability and stability. In order to have improved stability, an untreated subbase should contain 100% crushed aggregate [7]. The coefficient of permeability for treated base depends upon several factors such as aggregate gradation and binder content. Due to the coarse gradation and small amount of binder used in manufacture of treated base, they are by design quite porous. The coefficient of permeability for the untreated porous base is normally lower than that compared to the treated porous base materials due to greater amount of fines.

A porous base system is composed of three major elements: permeable base, separator or filter layer, and edge drain system. A typical cement-treated porous base is composed of 86% aggregate, 10% cement, and 4% water [8]. Information on design, construction, and material requirements are available in the literature [7-13]. Although the thickness of porous bases generally varies between 4 in. to 12 in., an 8 in. thickness of the porous base is the most commonly used [14-16].

The importance of adequate pavement drainage has been identified since the early days of road construction [14]. To help solve drainage problems, open-graded porous materials have been used in portland cement pavements for many years. To handle heavy traffic loads, the trend of using dense-graded materials dominated during the 1960's and 1970's which resulted in decreased use of porous materials [14]. However, a renewed interest in the use of porous materials for pavement construction has occurred during the last two decades. In a survey conducted by the National Asphalt Institute, 30 states indicated use or planned use of asphalt-treated porous base materials under pavement [9]. A number of investigations [15,16] have supported the use of open-graded porous bases for efficient drainage. Crovetti and Dempsey [14] showed that various parameters such as cross slope, longitudinal grade, and drainage layer width and thickness can influence the permeability and performance of open-graded porous materials (OGPM).

In 1988, the Federal Highway Administration [17] surveyed ten different states which had installed porous base pavements. Of these, the most experienced states were: California, Michigan, New Jersey, and Pennsylvania. The remaining six were Iowa, Kentucky, Minnesota, North Carolina, West Virginia, and Wisconsin. These states developed their design data largely based upon the information of the four most experienced states. Out of the 10 states surveyed, seven states used untreated porous base and the remaining three



(California, North Carolina, and West Virginia) used treated porous base. Five of the seven states using untreated porous base had dense-graded materials with reduced amounts of fines. The other two states, Wisconsin and Kentucky, employed larger AASHTO NO. 57 or an equivalent size which resulted in higher permeability of the base.

Grogan [12] reported that subsurface pavement layers are virtually impermeable in the case of dense-graded materials. When these layers become saturated, they remain saturated for the majority of the pavement life. These saturated layers cause pumping, erosion, subgrade weakening, and freezing/thawing damage. Use of properly designed and constructed porous bases reduces or practically eliminates these problems thus improving pavement performance. The improved performance will translate into dollar savings through increased life and reduced maintenance requirements for the pavement. Based on investigations [13, 17] in California, a minimum life increase was estimated to be 33% for asphaltic concrete pavement and 50% for portland cement concrete pavements incorporating porous bases compared to undrained pavements. Hall [18] reported that factors such as cement content, truck traffic, sublayer stability, segregation, and surface irregularities are important in affecting performance of the porous material.

Studies conducted by several state agencies were summarized by Munn [17]. Two eight-year-old pavements on porous bases in California did not exhibit any cracking, whereas corresponding undrained pavements showed 18% and 47% cracking. Nondestructive testing of porous base pavements in Iowa revealed a greater support relative to undrained pavements. The increased support is equivalent to a thickness of three to five inches of additional pavement. In Michigan, porous base test sections built in 1975 did not show any faulting or cracking and had less D-cracking compared to control sections of bituminous and dense-graded sections. In Minnesota, a jointed reinforced concrete pavement on porous base built in 1983 experienced only one mid-panel crack in its 59 panels, while undrained sections adjacent to either end showed 50% mid-panel cracks. Performance of Pennsylvania's porous base sections built in 1979-80 were rated much better than that of dense-graded aggregate sections. In Pennsylvania, a porous base between portland cement concrete pavement and the dense-graded aggregate subbase was standardized in 1983. Wisconsin [19] estimates that the use of a cement stabilized base would add 25% more service to concrete pavements. Recent nondestructive testing in Iowa [20] have shown excellent performance of porous base pavements. New Jersey [11] found similar rutting for porous base pavements constructed in 1979-1980 for either thicker or thinner sections. Also, there was less deflection, no faulting or pumping, and reduced frost penetration on concrete pavements. In 1990, porous base concrete pavement became standard in nine different states [8]. The use of porous bases is rapidly increasing in the USA.

Kozeliski [21] reported successful application of open-graded cement treated base material in the construction of a parking lot for an office building, a driveway of a home, and a ground cover of a refinery. Kuenner [22] described construction of a high-quality, high-durability, drainable concrete pavement incorporating 18% fly ash of total cementitious materials.

Porous concrete may also be used in other types of concrete construction. The main use of no-fines concrete is in load-bearing walls in buildings and in filling panels in framed structures. No-fines concrete is not normally used in reinforced concrete but, if this is required, the reinforcement has to be coated with a thin layer (about 1/8 in.) of cement paste in order to improve the bond characteristics and to prevent corrosion. The easiest way to coat the reinforcement is by shotcreting [23].

Porous concrete may be used in building wall construction to take advantage of its thermal insulating properties. For example, a 10-in.-thick porous-concrete wall can have an R value of 5 compared to 0.75 for normal concrete. Porous concrete is also lightweight, 95 to 110 pcf, and has low-shrinkage properties [24, 25].

Meininger [26] reported that due to the large size of the pores, no-fines concrete is not subject to capillary suction. Therefore, no-fines concrete is highly resistant to freezing and thawing, provided that the pores are not saturated; if saturated, freezing would cause a rapid deterioration. High absorption of water, however, makes no-fines concrete unsuitable for use in foundations and in situations where it may become saturated with water and then exposed to freezing temperatures. The water absorption can be as high as 25 per cent by volume. Coating and painting exterior walls reduce the sound-absorbing properties of no-fines concrete.

## EXPERIMENTAL PROCEDURES

### Materials

Type I portland cement (ASTM C 150) was used in this work. An ASTM Class F fly ash from Illinois from a wet collection process was also used for the current project. The as-received moisture content of Class F fly ash ranged between 10 and 20 percent. The coarse aggregate used for this project was a maximum 3/4-in. (19 mm) nominal size. Two different sources of coarse aggregates were used. Laboratory mixtures used a crushed limestone aggregate meeting ASTM C 33 requirements, while coarse aggregate used for the field pilot-scale mixtures and construction demonstration used a natural river gravel that met Illinois Department of Transportation (IDOT) requirements.

### Material Characterization

Materials used for producing the porous concrete used for this project were tested in accordance with standard ASTM test methods. ASTM test procedures for fly ash and cement are given in Reference 27. ASTM test procedures for the coarse aggregate are given in Reference 28. The Illinois-coal fly ash (requirements per ASTM C 618) was characterized for chemical properties including oxides, elements, mineralogy, and the following physical tests: fineness (ASTM C 430), strength activity index with cement (ASTM C 109), water requirement (ASTM C 109), and specific gravity (ASTM C 188). Coarse aggregates were tested per ASTM C 33 requirements for the following physical properties: unit weight (ASTM C 29), specific gravity and absorption (ASTM C 127), fineness (ASTM C 136), and material finer than #200 sieve (ASTM C 117).

### Manufacturing of Laboratory Mixtures

Prior to prototype manufacturing, laboratory mixtures were prepared to establish preliminary mixture proportions and to determine performance of the mixtures prior to introducing the manufacturer to the porous base course mixture proportions and manufacturing procedures. Laboratory mixture procedures were followed to those outlined in ASTM C 192 for mixing concrete in the laboratory except that fine aggregates were not used in all mixtures. In lieu of fine aggregate, the ash was introduced into the mixture.

### Manufacturing of Porous Concrete Base Course Mixtures for Pilot-Scale Production and Manufacturing Demonstration

All ingredients were batched and mixed at the ready-mixed concrete plant of United Ready-Mix, Inc., Peoria, IL. At the facilities of United Ready-Mix, coarse aggregate, cement, and water were automatically batched into a central mixer. Ash was first loaded directly into the ready-mixed concrete truck and then transported to the central mixer for the remaining materials to be added from the central mixer. After all materials were added to the truck, they were mixed at the maximum mixing speed for 70 revolutions. Transportation time to a typical job site was then simulated by mixing at transit speed for approximately 10 plus minutes.

For pilot-scale mixtures, porous concrete base course mixtures were transported to another facility of the United Ready-Mix in Peoria, IL for fresh concrete testing and casting of test specimens. For the construction demonstration, test specimens were prepared at the facilities of United Ready-Mix prior to transporting the porous concrete to the construction site.

### Testing and Specimen Preparation

Fresh base course mixtures were tested for unit weight (ASTM C 138), air content (ASTM C 138), and temperature (ASTM C 1064). Ambient air temperature was also recorded. Standard ASTM test procedures for fresh concrete properties were followed for conducting these tests [28].

Test specimens were prepared for each porous base course mixture for compressive strength, splitting tensile strength, flexural strength, drying shrinkage, and resistance to freezing and thawing. All test specimens were cast in accordance with ASTM C 1435. These specimens were compacted using a vibrating hammer having a mass of 22 lb. The hammer was equipped with a circular tamping plate, or a rectangular plate for compaction of beam molds, attached to a shaft. Each lift of concrete was compacted in the molds for approximately ten seconds. Specimens were typically initially cured for six to seven days in their molds at about  $75^{\circ} \pm 10^{\circ}$  F at the location of the specimen preparation at the manufacturing facilities in Peoria, IL. They were then brought to the laboratory for further testing. For continued curing, these specimens were removed from the molds and placed in a standard moist-curing room, maintained at 100% R.H. and  $74 \pm 3^{\circ}$  F, starting at the age of approximately seven days.

Properties of the hardened porous base course concrete mixtures were evaluated as a function of age. Compressive strength (ASTM C 39), splitting tensile strength (ASTM C496), flexural strength (ASTM C 78), drying shrinkage (ASTM C 157), sulfate resistance (ASTM C 1012), and resistance to freezing and thawing (modified ASTM C 1262), were conducted.

## RESULTS AND DISCUSSION

The results of this project are presented below corresponding to each project task: Task I: Material Selection, Characterization and Mixture Proportion Verification, Task II, Pilot-Scale Manufacturing/Testing and Evaluation, Task III: Demonstration of Permeable Base Materials/Technology Transfer, and Task IV: Reports.

### Task I: Material Selection, Characterization and Mixture Proportion Verification

Materials utilized for manufacturing the porous concrete base course were tested and evaluated for its physical, mechanical, and chemical characteristics. Testing work was carried out using standard ASTM test methods. Characteristics evaluated for the wet collected Class F ash (WEF) included: gradation, strength development with cement, oxides, and mineralogy, Tables 1 to 6. These properties were used in determining mixture proportions developed for this project. Two different sources of coarse aggregates were used for the project. Laboratory mixtures used a crushed limestone aggregate meeting ASTM C33 requirements, while coarse aggregate used for the field pilot-scale mixtures and construction demonstration used a natural river gravel that met Illinois Department of Transportation (IDOT) requirements. All laboratory mixtures used a Type I cement meeting the requirements of ASTM C 150. The particle size distribution of the ash was evaluated since the ash was a combination of fly ash and bottom ash material with the size of some particles greater than one inch. Table 4 shows the ash particle size distribution compared with the ASTM C 33 requirements for both fine and coarse aggregate. Only 12% of the ash by weight passed the No 100 sieve (150  $\mu\text{m}$ ). The ash met ASTM requirements for Class F fly ash with the exception of fineness, loss on ignition, moisture content, and the sum of ( $\text{SiO}_2 + \text{Al}_2\text{O}_3 + \text{Fe}_2\text{O}_3$ ).

Table 1: Sieve Analysis of Coarse Aggregate (ASTM C 136)

Sieve Analysis				
Sieve Size	% Passing		ASTM C 33 % Passing for Coarse Aggregate	IDOT % Passing for Coarse Aggregate
	Coarse Aggregate (Lab Mixtures)	Coarse Aggregate (Field Mixtures)		
1" (25.4 mm)	100	100	100	100
3/4" (19.0 mm)	95.3	86.7	90-100	84-100
1/2" (12.5 mm)	60.5	37.8	--	30-60
3/8" (9.5 mm)	35.6	13.7	20-55	--

#4 (4.75 mm)	2.3	1.8	0-10	0-12
#8 (2.36 mm)	1.0	1.4	0-5	--
#16 (1.18 mm)	--	1.2	--	0-6

Table 2: Unit Weight and Voids for Coarse Aggregates (ASTM C 29)

Source	Unit Weight (lbs/ft <sup>3</sup> )	Voids (%)
Coarse Aggregate (Laboratory Mixtures)	97.6	41.2
Coarse Aggregate (Field Mixtures)	106.5	35.9

Table 3: Specific Gravity for Coarse Aggregates (ASTM C 128)

Fine Aggregate Source	Bulk Specific Gravity	Bulk Specific Gravity (SSD Basis)	Apparent Specific Gravity
Coarse Aggregate (Laboratory Mixtures)	2.66	2.67	2.72
Coarse Aggregate (Field Mixtures)	2.54	2.62	2.75

Table 4: Sieve Analysis of Ash (ASTM C 136)

Sieve Analysis			
Sieve Size	% Passing	ASTM C 33 % Passing for Coarse Aggregate	ASTM C 33 % Passing for Fine Aggregate
	WEF Ash		
1" (25.4 mm)	99.4	100	--
3/4" (19.0 mm)	98.5	90-100	--
1/2" (12.5 mm)	90.8	--	--
3/8" (9.5 mm)	85.7	20-55	100
#4 (4.75 mm)	80.4	0-10	95-100
#8 (2.36 mm)	62.2	0-5	80-100
#16 (1.18 mm)	47.9	--	50-85
#30 (600 μm)	34.5	--	25-60
#50 (300 μm)	21.7	--	5-30
#100 (150 μm)	12.0	--	0-10

Table 5: Specific Gravity of Ash (ASTM C 311/C 188)

Fly Ash Source	Specific Gravity	
	Actual	Average
WEF	2.70	2.66
	2.69	
	2.59	

Table 6: Physical Properties of Ash\*

Analysis Parameter	Material	ASTM C 618 Requirements			
	WEF	Class N	Class C	Class F	
Retained on No. 325 Sieve (%)	91.1	--	34 max.	34 max.	
Strength Activity Index with Cement (% of Control)	3-day	52.7	--	--	--
	7-day	66.3	--	--	--
	14-day	66.7	75 min.	75 min.	75 min.
	28-day	62.3	75 min.	75 min.	75 min.
Water Requirement, (% of Control)	113.9	115 max.	105 max.	105 max.	

\* Material passing No. 100 Sieve used for tests.

Table 7: Chemical Analysis of Ash

Analysis Parameter	Material, %	ASTM C 618 Requirements, %		
	WEF	Class N	Class C	Class F
Silicon Dioxide, SiO <sub>2</sub>	25.4	--	--	--
Aluminum Oxide, Al <sub>2</sub> O <sub>3</sub>	12.1	--	--	--
Iron Oxide, Fe <sub>2</sub> O <sub>3</sub>	17.6	--	--	--
SiO <sub>2</sub> + Al <sub>2</sub> O <sub>3</sub> + Fe <sub>2</sub> O <sub>3</sub>	55.1	70.0 Min.	50.0 Min.	70.0 Min.
Calcium Oxide, CaO	4.9	--	--	--
Magnesium Oxide, MgO	1.1	--	--	--
Titanium Oxide, TiO <sub>2</sub>	0.5	--	--	--
Potassium Oxide, K <sub>2</sub> O	1.0	--	--	--
Sodium Oxide, Na <sub>2</sub> O	0.6	--	--	--
Sulfate, SO <sub>3</sub>	1.2	4.0 Max.	5.0 Max.	5.0 Max.

Loss on Ignition, LOI (@ 750 C)	32.9	10.0 Max.*	6.0 Max.*	6.0 Max.*
Moisture Content	10-20	3.0 Max.	3.0 Max.	3.0 Max.
Available Alkali, Na <sub>2</sub> O Equivalent (ASTM C-311)	1.1	1.5 Max.**	1.5 Max.**	1.5 Max.**

\* Under certain circumstances, up to 12.0% max. LOI may be allowed.

\*\* Optional. Required for ASR Minimization.

Table 8: Mineralogy of WEF Ash

MINERALOGY (% by Weight)	
Analysis Parameter	WEF
Amorphous	72.9
Calcite, CaCO <sub>3</sub>	5.0
Hematite, Fe <sub>2</sub> O <sub>3</sub>	5.6
Magnetite, Fe <sub>3</sub> O <sub>4</sub>	4.5
Mullite, Al <sub>2</sub> SiO <sub>5</sub>	7.1
Quartz, SiO <sub>2</sub>	4.9

In order to establish performance characteristics of the porous base concrete mixtures prior to prototype-scale production, laboratory mixtures were produced. The laboratory mixtures used a crushed limestone aggregate in combination with the Illinois WEF ash, and Type I cement.

A total of four mixtures were produced for the laboratory series of mixtures (Table 9). Fly ash content of the mixtures, expressed as a percentage of total cementitious materials (fly ash and cement), varied from 0% (Control Mixture I1A), to 42% (Mixture I4). Intermediate fly ash concentrations were established at 17% and 30% for Mixtures I2A and I3, respectively. Cement content of the mixtures varied from approximately 200 lb/yd<sup>3</sup> for Mixture I1A, to 148 lb/yd<sup>3</sup> for Mixture I4. Compressive strength for all mixtures was tested at the ages of 3, 7, 28, 56, and 91 days (Table 10). All mixtures exhibited satisfactory levels of compressive strength. The mixture with the lowest cement content and highest ash content, Mixture I4, exhibited compressive strength equivalent to the Control Mixture I1A at all ages. Laboratory mixtures were also evaluated for compressive and flexural strength (Table 11 and 12, respectively). Splitting tensile strength was evaluated at the ages of 3, 7, 28, and 91 days, while flexural strength was evaluated at the ages of 3, 7, 28, 91, and 182 days. Splitting tensile strength for the all laboratory mixtures were approximately equal to or exceeded the Control Mixture I1A at each test age. Flexural strength of the mixtures typically increased as the amount of

WEF ash was increased in the mixture. Initially, at the age of 3 days, flexural strength of mixtures varied between 75 to 140 psi. Flexural strength at the age of 182 days ranged from 165 to 225 psi. Laboratory mixtures were also evaluated for drying shrinkage, Fig. 1. No significant change in length was observed for any of the mixtures tested. Freezing and thawing durability was also tested for the laboratory mixtures, Fig. 2. Weight loss after 50 cycles of freezing and thawing were not significant. Porous base concrete mixtures with the highest weight loss had the highest ash content, Mixture I3, and I4. However, the weight loss of these mixtures were less than one percent.

Table 9: Porous Base Laboratory Concrete Mixture Proportions

Mixture Number	I1A	I2A	I3	I4
Ash Content, (% of Cementitious Materials)	0	17	30	42
Cement, (lb/yd <sup>3</sup> )	199	182	160	148
Ash, Dry Wt., (lb/yd <sup>3</sup> )	0	37	70	107
Coarse Aggregate, SSD, (lb/yd <sup>3</sup> )	2785	2766	2625	2675
Water, W (lb/yd <sup>3</sup> )	75	76	74	77
Water to Cementitious Materials Ratio (W/Cm)*	0.38	0.38	0.38	0.38
Air Content (%)	1.3	1.2	1.5	1.3
Air Temperature (°F)	67	64	70	68
Porous Concrete Temperature (°F)	64	65	65	68
Fresh Porous Base Density (lb/ft <sup>3</sup> )	113.3	113.3	108.4	111.4

\* One-half of the ash considered for W/Cm calculations

Table 10: Compressive Strength of Laboratory Porous Concrete Mixtures

Mixture Number	Fly Ash Content, %	Compressive Strength, psi									
		Test Age									
		3-days		7-days		28-days		56-days		91-days	
Act.	Ave.	Act.	Ave.	Act.	Ave.	Act.	Ave.	Act.	Ave.		
I1A	0	515		800		970		975		830	
		750	655	665	785	1010	880	820	925	840	860
		700		885		665		975		905	
I2A	17	695		820		1090		920		960	
		585	680	975	830	1155	1030	1065	1050	1115	1040
		760		700		840		1175		1045	
I3	30	840		950		1345		1345		1580	
		740	790	890	950	1240	1315	1280	1330	1195	1385
		790		1015		1365		1365		1375	
I4	42	645		815		1030		1075		1100	
		630	600	870	810	715	905	1035	980	670	840
		530		750		970		825		755	



Table 11: Splitting Tensile Strength of Laboratory Porous Concrete Mixtures

Mixture Number	Fly Ash Content, %	Splitting Tensile Strength, psi							
		Test Age							
		3-days		7-days		28-days		91-days	
		Act.	Ave.	Act.	Ave.	Act.	Ave.	Act.	Ave.
I1A	0	110	110	100	115	150	160	150	145
		125		115		145		160	
		100		115		180		130	
I2A	17	115	105	120	125	180	140	--	--
		105		140		120		--	
		95		110		120		--	
I3	30	95	110	120	110	190	180	160	185
		130		130		180		205	
		110		85		170		190	
I4	42	110	105	120	120	140	150	145	145
		100		135		155		145	
		100		110		150		150	

Table 12: Flexural Strength of Laboratory Porous Concrete Mixtures

Mixture Number	Fly Ash Content, %	Flexural Strength, psi									
		Test Age									
		3-days		7-days		28-days		91-days		182-days	
		Act.	Ave.	Act.	Ave.	Act.	Ave.	Act.	Ave.	Act.	Ave.
I1A	0	70	75	120	115	125	135	125	160	170	165
		80		120		150		200		175	
		75		100		135		160		150	
I2A	17	115	105	120	135	235	185	225	395	--	--
		105		130		145		550		--	
		100		150		175		410		--	
I3	30	135	125	140	145	170	180	200	195	215	225
		120		160		190		205		210	
		115		130		180		185		255	
I4	42	180	140	150	175	145	160	165	165	200	200
		120		175		190		108		180	
		120		195		145		145		225	

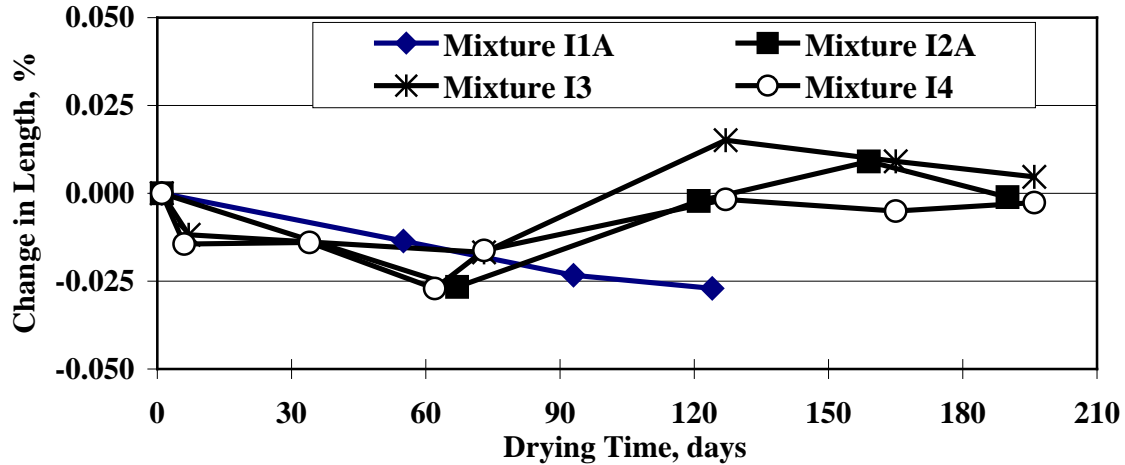


Fig. 1 - Drying Shrinkage of Laboratory Mixtures

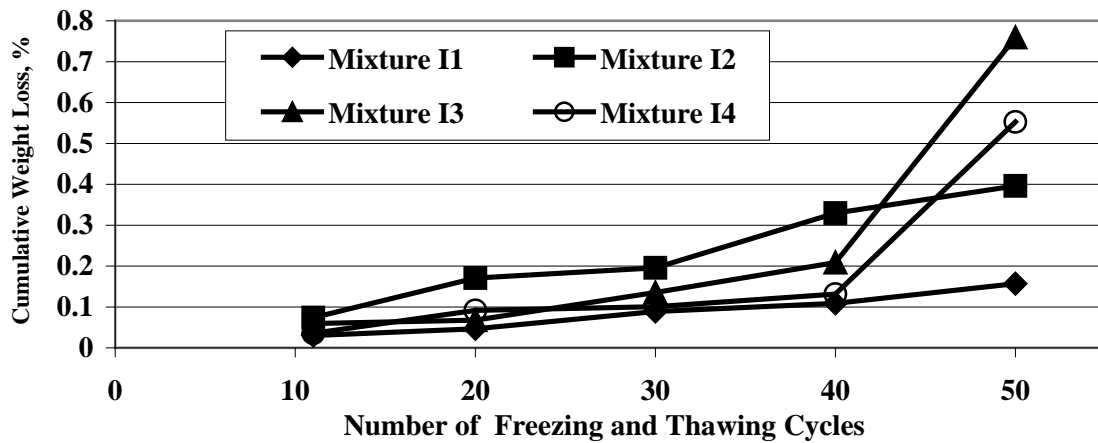


Fig. 2 - Freezing and Thawing Resistance of Laboratory Mixtures

### Task II : Pilot-Scale Manufacturing/Testing and Evaluation

Pilot-scale production of porous base course concrete mixtures was conducted at the facilities of United Ready-Mix, Inc., Peoria, IL. Production at United Ready-Mix, Inc. consisted of four porous base course mixtures using a combination of Illinois-coal ash and coarse aggregate. The purpose of the pilot-scale production at the Peoria facilities was to familiarize the producers with the handling of Illinois-coal ash for porous base course materials and to obtain test data from these production mixtures. The pilot-scale production mixtures consisted of four mixtures, Mixtures 1F, 2F, 3F, and 4F, containing 0%, 17%, 33%, and 49% ash, respectively (Table 13). The percentage of ash was based upon the total cementitious materials (ash plus cement) content by weight.

Pilot-scale mixtures were tested for rheological properties as well as the following hardened concrete properties: compressive strength, splitting tensile strength, flexural strength, drying shrinkage, sulfate exposure, and resistance to freezing and thawing. This comprehensive test protocol was performed to obtain detailed performance data prior to

selecting the mixture to be used for the construction demonstration and for presenting data for the technology transfer seminar. Compressive strength of pilot-scale mixtures were measured at 3, 7, 14, 28, 56, and 91 days (Table 14). Compressive strength of the mixtures typically decreased as the amount of ash was increased and the amount of cement decreased. However, Mixture 2F, which contained 17% ash, achieved the highest compressive strength at all test ages. Compressive strength at the age of 28 days for the pilot-scale porous base mixtures ranged from 555 psi (Mixture 4F, 49% ash) to 1705 psi (Mixture 2F, 17% ash). The compressive strength of the Control Mixture without ash was 1420 psi. Splitting tensile strength (Table 15) and flexural strength (Table 16) of pilot-scale mixtures were evaluated at the ages of 3, 7, 28, and 91 days. The same trend was observed for the splitting tensile and flexural strength as that for the compressive strength. Mixtures with the highest ash content typically achieved the lowest splitting tensile and flexural strength. Splitting tensile strength ranged from 130 to 240 psi at the age of 28 days while flexural strength at the 28-day age ranged from 95 to 250 psi. Each of the mixtures was judged to have sufficient strength to be used in a porous base course application.

Durability properties of the pilot-scale porous base course concrete mixtures were also evaluated. Tests for drying shrinkage, resistance to sulfate exposure, and resistance to freezing and thawing cycles were conducted. The length change of concrete specimens subject to drying are shown in Fig. 3. Length change of concrete specimens were approximately 0.05% or less through the age of 140 days. The mixture with the highest ash content had the lowest change in length as compared to other pilot-scale mixtures, but all mixtures were considered to have negligible changes in length when subjected to drying. Pilot-scale porous base mixtures subject to sulfate exposure conditions also exhibited changes in length that were negligible, approximately 0.03% through the age of 65 days (Fig. 4). Freezing and thawing resistance of the pilot-scale porous base mixtures were also tested (Fig. 5). With the exception of Mixture 4F (49% ash), cumulative weight loss of the mixtures after 50 cycles of freezing and thawing were 1% or less. Weight loss of Mixture 4F was approximately 3.5% after 50 cycles; however, this is considered to be acceptable for porous base course concrete applications.

Table 13: Porous Base Pilot-Scale Production Mixture Proportions

Mixture Number	1F	2F	3F	4F
Ash Content, (% of Cementitious Materials)	0	17	33	49
Cement, (lb/yd <sup>3</sup> )	216	229	177	142
Fly Ash, Dry Wt., (lb/yd <sup>3</sup> )	0	46	87	134
Coarse Aggregate, SSD, (lb/yd <sup>3</sup> )	3135	3250	3095	2880
Water, W (lb/yd <sup>3</sup> )	83	92	93	81
Water to Cementitious Materials Ratio (W/Cm)*	0.38	0.37	0.42	0.39
Air Temperature (°F)	54	56	57	62
Porous Concrete Temperature (°F)	58	64	66	66
Fresh Porous Concrete Density (lb/ft <sup>3</sup> )	128.4	134.3	127.0	120.0

\* One-half of the ash considered for W/Cm calculations

Table 14: Compressive Strength of Pilot-Scale Production Porous Base Mixtures

Mixture Number	Fly Ash Content, %	Compressive Strength, psi											
		Test Age											
		3-days		7-days		14-days		28-days		56-days		91-days	
Act.	Ave.	Act.	Ave.	Act.	Ave.	Act.	Ave.	Act.	Ave.	Act.	Ave.		
1F	0	1095	1080	1115	1110	1420	1310	1215	1420	1870	1905	1675	1755
		1010		1280		1275		1400		1830		1815	
		1135		940		1230		1650		2015		1780	
2F	17	1490	1520	1570	1570	1320	1585	1985	1705	2020	1995	1610	1995
		1495		1375		1860		1590		1900		2440	
		1570		1765		1570		1535		2060		1935	
3F	33	820	845	1070	1035	890	1175	1045	1000	1365	1300	1135	1280
		775		1060		1335		1060		1075		1180	
		940		980		1305		890		1460		1520	
4F	49	685	660	925	765	--	600	480	555	860	750	660	785
		570		805		655		--		760		805	
		725		565		545		625		635		895	

Table 15: Splitting Tensile Strength of Pilot-Scale Production Porous Base Mixtures

Mixture Number	Fly Ash Content, %	Splitting Tensile Strength, psi							
		Test Age							
		3-days		7-days		28-days		91-days	
Act.	Ave.	Act.	Ave.	Act.	Ave.	Act.	Ave.		
1F	0	165	160	160	150	180	190	200	205
		160		135		200		210	
		150		155		195		200	
2F	17	180	180	220	230	250	240	260	270
		185		250		230		275	
		170		225		240		270	
3F	33	120	135	130	135	175	185	205	200
		145		135		190		195	
		135		145		195		200	
4F	49	115	110	100	100	120	130	145	150
		120		100		135		155	
		100		100		140		--	

Table 16: Flexural Strength of Pilot-Scale Production Porous Base Mixtures

Mixture Number	Fly Ash Content, %	Flexural Tensile Strength, psi							
		Test Age							
		3-days		7-days		28-days		91-days	
		Act.	Ave.	Act.	Ave.	Act.	Ave.	Act.	Ave.
1F	0	230	235	215	220	215	205	265	265
		255		--		200		310	
		220		220		205		215	
2F	17	160	185	245	250	195	235	460	420
		215		205		190		430	
		175		305		325		370	
3F	33	125	120	115	120	170	180	180	230
		95		110		225		265	
		140		140		140		250	
4F	49	115	105	70	95	120	125	245	230
		90		115		110		195	
		105		105		140		245	

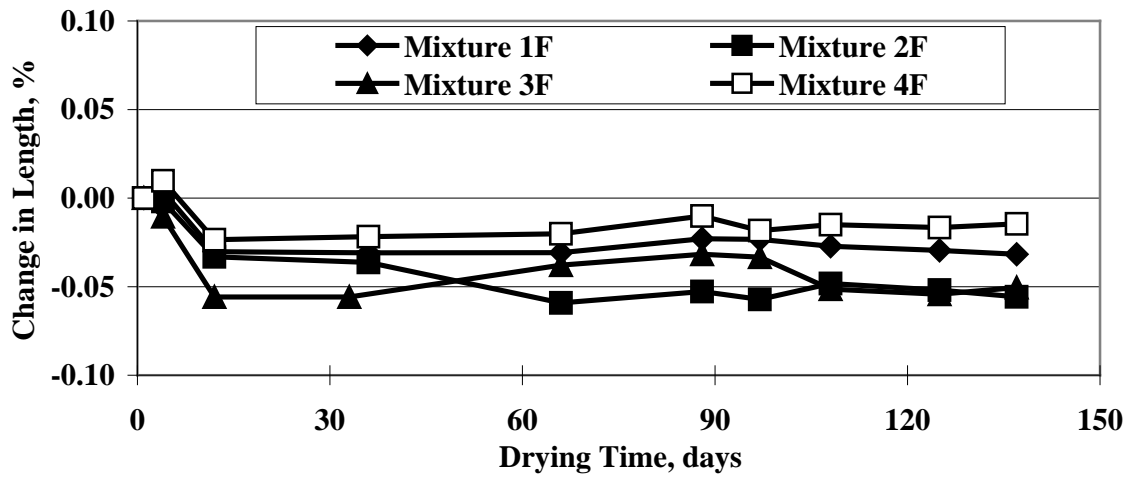


Fig. 3 - Drying Shrinkage of Prototype Field Mixtures

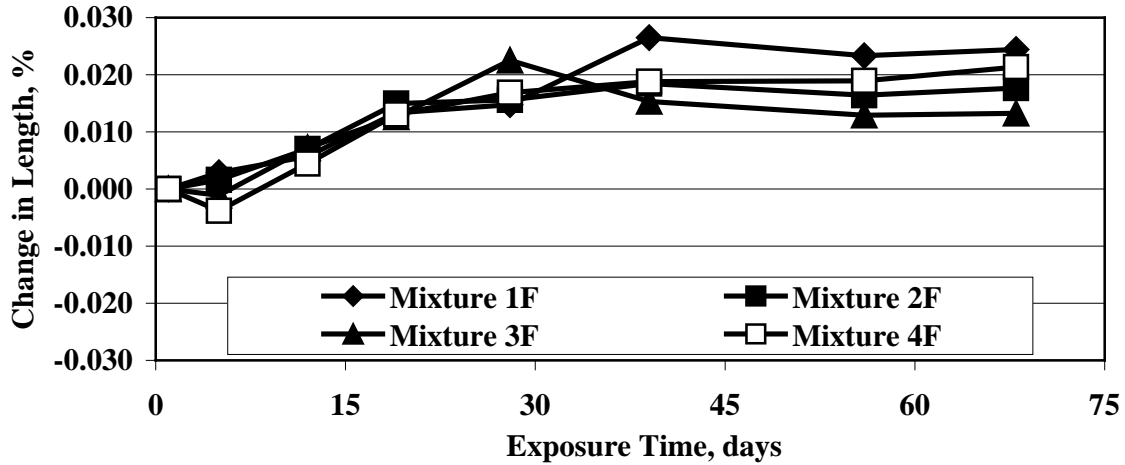


Fig. 4 - Length Change of Concrete Under Sulfate Exposure

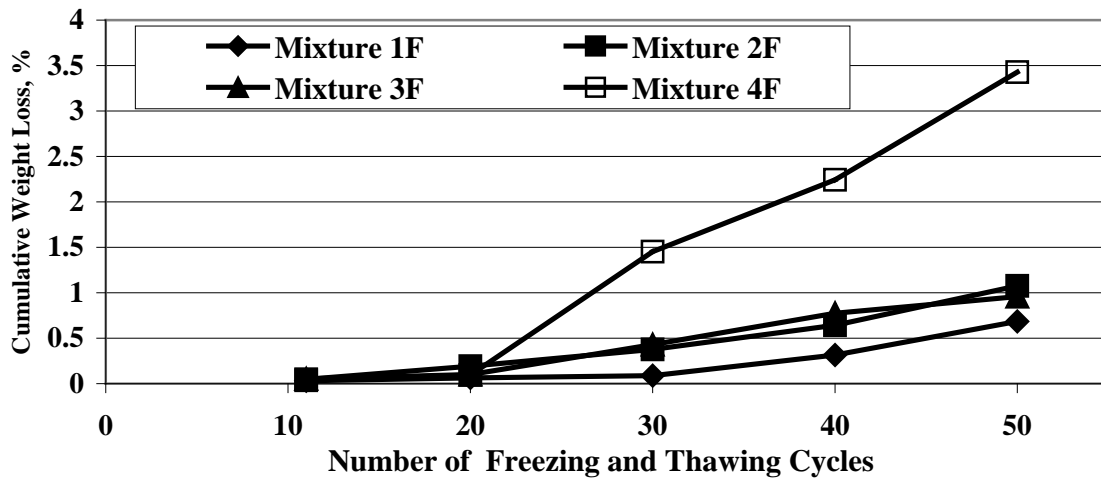


Fig. 5 - Freezing and Thawing Resistance of Prototype Field Mixtures

### Task III: Demonstration of Permeable Base Materials/Technology Transfer

Task III consisted of review of the data for the laboratory and pilot-scale field production test results and selection of the porous base course materials for future construction needs. The porous base course mixture selected was based upon the prototype manufacturing results obtained at the manufacturing facilities of United Ready-Mix, Inc., Peoria, IL. The final mixture proportions are presented in Conclusions and Recommendations section of this report.

The porous base course test mixtures manufactured under Task I and Task II generated the necessary experimental and production data to determine mixture proportions for commercial production. A construction demonstration/technology transfer workshop was held in Peoria, Illinois. The field demonstration was held in cooperation with the City of

Peoria and United Ready-Mix, Inc. Also, as a part of these workshops, handout materials were developed for porous base course, construction methods and technologies, for commercial and government use. In conjunction with the field demonstration, a one-day workshop was held to introduce engineers, area contractors, ready-mixed concrete suppliers, environmental agencies, local and state government personnel, and other potential users to the benefits of using porous base course concrete using Illinois-coal ash.

The technology transfer workshop was held in Peoria, IL, on August 8, 2002. The workshop consisted of a one-day seminar presented by Tarun R. Naik, UWM-CBU, and Bruce W. Ramme, We Energies, Milwaukee, WI. Dr. Naik presented background information on the use of Illinois-coal ash in porous base course construction, including mixture proportion development, use of by-product materials, etc. He also presented the results of this ICCI project including mixture proportions developed in the laboratory and field, as well as current test results. Mr. Ramme presented information on field applications of a porous road base construction project conducted by We Energies, and economy of using coal ash in construction materials. Mr. Ramme also presented information on We Energy's ash utilization program. Dr. Naik also presented information on Illinois regulatory requirements for using Illinois-coal ash in porous base course. A field demonstration on placing the porous base course was also conducted at the end of the seminar/workshop. The porous base course concrete mixture selected for the demonstration was a 50% Illinois-coal ash mixture similar to the laboratory Mixture I4, and pilot-scale Mixture 4F. A section of street in Peoria was used for the demonstration of the base course construction. The mixture was transported to the construction site using a ready-mixed concrete truck, poured in place, leveled and then compacted using a walk-behind compaction machine. A total of 18 people attended the Peoria technology transfer workshop, less than half the number of similar workshops conducted by UWM-CBU in Illinois. Registrants represented two consultants, one contractor, one materials supplier, three from government agencies, eight from education, and three from industry. Comments on the workshop were very favorable. The City of Peoria indicated interest in using porous base course materials for projects in the future. The compacted porous base material was also inspected after one day. The material had set sufficiently to be able to pave the section of road, but paving was not scheduled until the following week. Several other people also indicated interest in using porous base course materials for construction projects in the future.

Results of this project were also presented at another UWM-CBU ash utilization workshops held in Green Bay, Wisconsin. 33 people attended the Green Bay workshop. Results will also be presented at future UWM-CBU workshops to be conducted after completion of this project. UWM-CBU typically holds ash utilization workshops a minimum of once per year in which various options for coal ash utilization are discussed.

The porous base course material produced at the facilities of United Ready-Mix, Peoria, IL used Illinois-coal ash and standard concrete coarse aggregate. The porous base course mixture proportions used for the construction demonstration (Mixture IF) is given in

Table 17. This mixture was based upon laboratory mixture I4 and pilot-scale mixture 4F to contain the highest amount of Illinois-coal ash evaluated for this project. Test results obtained for these mixtures were acceptable for porous base course applications and also were the most economical due to the reduction in cement and increased use of Illinois-coal ash. Mixture proportions of the porous base concrete mixture produced in the laboratory, the field pilot-scale production, and the final mixture used for the construction demonstration are shown for comparison in Table 18. Differences in mixture proportions and density between the mixture produced in the laboratory, Mixture I4, with mixtures produced in the field for pilot-scale manufacturing and construction demonstration is attributed to the different type of coarse aggregate used.

Table 17: Field Mixture Proportions of the Concrete Used For Demonstration of Porous Base

Mixture Number	IF
Ash Content, (% of Cementitious Materials)	51
Cement, (lb/yd <sup>3</sup> )	140
Fly Ash, Dry Wt., (lb/yd <sup>3</sup> )	144
Coarse Aggregate, SSD, (lb/yd <sup>3</sup> )	2835
Water, W (lb/yd <sup>3</sup> )	100
Water to Cementitious Materials Ratio (W/Cm)*	0.47
Air Temperature (°F)	85
Porous Concrete Temperature (°F)	81
Fresh Porous Concrete Density (lb/ft <sup>3</sup> )	119.5

\* One-half of the fly ash considered for W/Cm calculations

Table 18: Comparison of Porous Base Concrete Mixture Proportions from Laboratory, Pilot-Scale Production and Field Demonstration

Mixture Number	I4	4F	IF
Ash Content, (% of Cementitious Materials)	42	49	51
Cement, (lb/yd <sup>3</sup> )	148	142	140
Fly Ash, Dry Wt., (lb/yd <sup>3</sup> )	107	134	144
Coarse Aggregate, SSD, (lb/yd <sup>3</sup> )	2675	2880	2835
Water, W (lb/yd <sup>3</sup> )	77	81	100
Water to Cementitious Materials Ratio (W/Cm)*	0.38	0.39	0.47
Fresh Porous Base Density (lb/ft <sup>3</sup> )	111.4	120.0	119.5

\* One-half of the fly ash considered for W/Cm calculations



Compressive strength of the porous base course concrete mixture used for construction demonstration is given in Table 19. Compressive strength was evaluated at the ages of 7, 14, 28, and 56 days. Compressive strength achieved for the mixture at the age of 28 days was over 1100 psi. Compressive strength of the mixture also increased with increasing age, 865 psi at the age of 7 days, to 1200 psi at the age of 56 days. This indicates that for future applications, the amount of cement may be further decreased and the amount Illinois-coal ash increased in the mixture. Flexural strength of the mixture was also evaluated at the age of 7, 28, and 56 days. Flexural strength also increased with increasing age, 150 psi at the age of 7 days to 190 psi at the age of 56 days. All test results show that the Illinois-coal ash can be successfully used in porous base materials up to at least 50%.

Table 19: Compressive Strength of Demonstration Porous Base Concrete Mixture

Mixture Number	Fly Ash Content, %	Splitting Tensile Strength, psi							
		Test Age							
		7-days		14-days		28-days		56-days	
		Act.	Ave.	Act.	Ave.	Act.	Ave.	Act.	Ave.
IF	51	810	865	1025	1050	1090	1105	1190	1200
		930		1075		1110		1275	
		860		1050		1115		1135	

Table 20: Flexural Strength of Demonstration Porous Base Concrete Mixture

Mixture Number	Fly Ash Content, %	Flexural Strength, psi					
		Test Age					
		7-days		28-days		56-day	
		Act.	Ave.	Act.	Ave.	Act.	Ave.
IF	51	155	150	170	165	180	190
		145		160		235	
		145		165		150	

## CONCLUSIONS AND RECOMMENDATIONS

This project was developed as a technology transfer program to demonstrate a porous, low-strength concrete that uses large amounts of non-specification ash generated from the combustion of coal from Illinois. The Illinois-coal combustion products used for this project had a very high carbon content, over 30%. Typically, high-carbon ash have little use in construction materials; however, previous project work conducted by the UWM Center for By-Products Utilization showed the feasibility of using this type of ash in porous base construction. A properly designed and constructed porous base eliminates pumping, faulting, and cracking in pavement, thus increasing the service life of the pavement.

Porous base materials were initially manufactured and tested in the laboratory. These laboratory mixtures varied the amount of ash from 0% to approximately 50%. The

percentage of ash was based upon the total cementitious materials (ash plus cement) content by weight. These mixtures were tested for compressive strength, splitting tensile strength, flexural strength, drying shrinkage, and resistance to freezing and thawing cycling. Based on the test results, it was concluded that all mixtures tested achieved strength and durability properties that were desirable for porous base course applications.

Therefore, the same ash contents were used when manufacturing the porous base course mixtures on a pilot-scale basis. The pilot-scale production mixtures consisted of four mixtures, containing 0%, 17%, 33%, and 49% fly ash, respectively. Pilot-scale mixtures were tested for rheological properties as well as the following hardened concrete properties: compressive strength, splitting tensile strength, flexural strength, drying shrinkage, sulfate exposure, and resistance to freezing and thawing. This comprehensive test protocol was performed to obtain detailed performance data prior to selecting the mixture to be used for the construction demonstration and for presenting data for the technology transfer seminar. Similar to the laboratory mixtures, all pilot-scale mixtures were concluded to be acceptable for porous base course applications. Therefore, for the construction demonstration, the highest ash content (50%) was selected. The construction demonstration was preceded by a technology transfer seminar that presented information on the use of Illinois-coal ash in porous base course applications as well as previous construction experience using porous base course materials. Test specimens were also cast from the demonstration concrete mixture to obtain performance characteristics for future applications. The demonstration mixture obtained compressive strengths that were considerably higher than a similar mixture produced on a pilot-scale basis; for instance, 1100 psi for the demonstration mixture versus only 555 psi for the comparable pilot-scale mixture. If the same results were verified by testing an additional porous base construction mixture, the amount of ash could be further increased in the mixture, reducing the amount of cement required.

Based upon the testing and technology transfer activities conducted for this project, the mixture given in Table 21 is recommended for the production of porous base course materials using Illinois-coal ash. However, when a new source of coal ash is used, or a different type of cement or coarse aggregates are used, a preliminary mixture should be manufactured and tested to verify that the performance characteristics will meet the proposed construction requirements.

Table 21: Recommended Porous Base Concrete Mixture Proportions

Mixture Number	IF
Ash Content, (% of Cementitious Materials)	50
Cement, (lb/yd <sup>3</sup> )	145
Fly Ash, Dry Wt., (lb/yd <sup>3</sup> )	145
Coarse Aggregate, SSD, (lb/yd <sup>3</sup> )	2850
Approximate Fresh Porous Base Density (lb/ft <sup>3</sup> )	119.5

## REFERENCES

1. Naik, T.R., Singh, S.S., and Wendorf, R.W., "Applications of Scrap Tire Rubber in Asphaltic Materials: State-of-the-Art Assessment," A Technical Report Submitted to the Wisconsin Department of Natural Resources, March 1995.
2. Naik, T.R. and Singh, S.S., "Effects of Scrap Tire Rubber on Properties of Hot-Mix Asphaltic Concrete -- A Laboratory Investigation," A Technical Report Submitted to the Wisconsin Department of Natural Resources, March 1995.
3. Broderson, B., "Utilization of Post-Consumer Plastics as a Filler in Concrete," M. S. thesis, under the supervision Dr. Tarun R. Naik, UWM, May 1998.
4. Naik, T.R. and Ramme, B.W., "Roller Compacted No-Fines Concrete Containing Fly Ash for Road Base Course," Proceedings of the third CANMET/ACI International Symposium on Advances in Concrete Technology, Auckland New Zealand, August 1997.
5. Cedergren, H.R., "America's Pavement: World's Longest Bathtubs," *Civil Engineering*, September 1994, pp. 56-58.
6. Kosmatka, S. H., and Panarese, W. C., "Design and Control of Concrete Mixtures," Portland Cement Association, Skokie, IL, Thirteenth Edition, 1988, pages 192, 194, and 195.
7. Baumgardner, R.H., "Overview of Permeable Bases," *Materials Performance and Prevention of Deficiencies and Failures*, 92 Materials Engineering Congress, ASCE, New York, 1992, pp. 275-287.
8. Kozeliski, F.A., "Permeable Bases Help Solve Pavement Drainage Problems," *Concrete Construction*, September 1992, pp. 660-662.
9. Zhou, H., Moore, L., Huddleston, J., and Grower, Jr., "Determination of Free-Draining Base Material Properties," Transportation Research Record No. 1425, TRB, National Research Council, 1993, pp. 55-63.
10. Mathis, D.M., "Design and Construction of Permeable Base Pavement," FHWA, U.S. Department of Transportation, 1989.
11. Mathis, D.M., "Permeable Base Design and Construction," *Proceedings of the Fourth International Conference on Concrete Pavement Design and Rehabilitation*, Purdue University, 1989, pp. 663-669.

12. Grogan, W.B., "User's Guide: Subsurface Drainage for Military Pavements," USAE Waterway Experiment Station, Vicksburg, MS, A Final Technical Report submitted to US Army Corps of Engineers, 1992.
13. Forsyth, R.A., Wells, G.K., and Woodstrom, J.H., "The Road to Drained Pavements," *Civil Engineering*, March 1989, pp. 66-69.
14. Crovetti, J.A., and Dempsey, B. J., "Hydraulic Requirements of Permeable Bases," Transportation Record No. 1425, TRB, National Research Council, Washington DC, 1993, pp. 28-36.
15. Strohm, W.E., Nettles, E.M., and Calhoun, Jr., C.C., "Study of Drainage Characteristics of Base Course Materials," Highway Research Record 203, HRB, National Research Council, Washington DC, 1967, pp. 8-28.
16. Moynahan, Jr., T.J., and Steinberg, Y.M., "Effects on Highway Subdrainage of Gradation and Direction of Flow Within a Densely Graded Base Course Material," Transportation Research Record No. 497, TRB, National Research Council, Washington DC, 1974, pp. 50-59.
17. Munn, W.D., "Behind the Shift to Permeable Bases," *Highway and Heavy Construction*, July 1990, pp. 38-41.
18. Hall, M., "Cement Stabilized Open Graded Base: Strength, Testing, and Field Performance vs Cement Content," Wisconsin Concrete Pavement Association, November 1990.
19. Hall, M.J., "Cement Stabilized Permeable Bases Drain Water, Add Life to Pavements," *Roads and Bridges*, September 1994, pp. 32-33.
20. Brown, D., "Highway Drainage Systems," *Roads and Bridges*, February 1996, pp. 34, 40-41.
21. Kozeliski, F.A., "Open-Graded Base as a Parking Lot Pavement," Presented at the ACI 1996 Spring Convention, Denver, Colorado, March 15, 1996, 14 pages.
22. Kuennen, T., "Open-Graded Drain Layer Underlies Thick PCC," *Roads and Bridges*, May 1993, pp. 28-29.
23. Neville, A. M., "Properties of Concrete," Longman Group Limited, Harlow Essex, England, Fourth Edition, 1995, pages 688 and 711 to 713.
24. Malhotra, V. M., "No-Fines Concrete-Its Properties and Applications," Journal of the American Concrete Institute, American Concrete Institute, November 1976.

25. "Porous Concrete Slabs and Pavement Drain Water," Concrete Construction, Concrete Construction Publications, Inc., Addison, Illinois, September 1983, pages 685 and 687-688.
26. R. C. Meininger, No-fines Pervious Concrete for Paving, Concrete International, 10, No. 8, pp. 20-7 (1988).
27. ASTM. 2001. Annual Book of ASTM Standards. Section 4, Construction, Vol. 04.01, Cement, Lime, Gypsum; American Society for Testing and Materials, Philadelphia, Pennsylvania.
28. ASTM. 2001. Annual Book of ASTM Standards. Section 4, Construction, Vol. 04.02, Concrete and Aggregates, American Society for Testing and Materials, Philadelphia, Pennsylvania.

## DISCLAIMER STATEMENT

This report was prepared by Tarun R. Naik, UWM Center for By-Products Utilization with support, in part by grants made possible by the Illinois Department of Commerce and Community Affairs through the Office of Coal Development and the Illinois Clean Coal Institute. Neither Tarun R. Naik, UWM Center for By-Products Utilization, nor any of its subcontractors nor the Illinois Department of Commerce and Community Affairs, Office of Coal Development, Illinois Clean Coal Institute, nor any person acting on behalf of either:

- A. Makes any warranty of representation, express or implied, with respect to the accuracy, completeness, or usefulness of the information contained in this report, or that the use of any information, apparatus, method, or process disclosed in this report may not infringe privately-owned rights; or
- B. Assumes any liabilities with respect to the use of, or for damages resulting from the use of, any information, apparatus, method, or process disclosed in this report.

Reference herein to any specific commercial product, process, or service by trade name, trademark, manufacturer, or otherwise, does not necessarily constitute or imply its endorsement, recommendation, or favoring; nor do the views and opinions of authors expressed herein necessarily state or reflect those of the Illinois Department of Commerce and Community Affairs, Office of Coal Development, or the Illinois Clean Coal Institute.

**Notice to Journalists and Publishers:** If you borrow information from any part of this report, you must include a statement about the State of Illinois' support of the project.

EQUIPMENT INVENTORY REPORT  
November 1, 2001, through October 31, 2002

Project Title: **DEVELOPMENT AND DEMONSTRATION OF POROUS BASE  
COURSE MATERIALS FOR PAVEMENTS USING ILLINOIS  
COAL COMBUSTION PRODUCTS**

ICCI Project Number: 01-1/3.1C-1  
Principal Investigator: Tarun R. Naik  
UWM Center for By-Products Utilization  
University of Wisconsin-Milwaukee  
Other Investigator: Rudolph N. Kraus  
UWM Center for By-Products Utilization  
University of Wisconsin-Milwaukee  
Project Manager: Dr. Francois Botha, ICCI

List of Equipment Purchased

<u>Acct. #</u>	<u>Date Acquired</u>	<u>Short Description</u>	<u>Cost</u>	<u>Tag#</u>	<u>Bldg. &amp; Rm#</u>
----------------	--------------------------	------------------------------	-------------	-------------	------------------------

**NO CAPITOL EQUIPMENT HAS BEEN PURCHASED FOR THIS PROJECT  
WITH VALUE OVER \$500.**

## LIST OF PUBLICATIONS AND PRESENTATIONS

November 1, 2001, through October 31, 2002

Project Title: **DEVELOPMENT AND DEMONSTRATION OF POROUS BASE COURSE MATERIALS FOR PAVEMENTS USING ILLINOIS COAL COMBUSTION PRODUCTS**

ICCI Project Number: 01-1/3.1C-1  
Principal Investigator: Tarun R. Naik  
UWM Center for By-Products Utilization  
University of Wisconsin-Milwaukee  
Other Investigator: Rudolph N. Kraus  
UWM Center for By-Products Utilization  
University of Wisconsin-Milwaukee  
Project Manager: Dr. Francois Botha, ICCI

### List of Publications and Presentations

- (1) Naik, Tarun R, "What is permeable concrete and its use in base course, engineering properties and mixture proportions of permeable concrete made with Illinois-coal ash (physical & chemical properties of Illinois-coal ash, strength, shrinkage, permeability, etc.)," presented at the UWM Center for By-Products Utilization Workshop and Field Demonstration of Use of Permeable Concrete and Base Course – A Solution for Pavement Drainage Management, August 8, 2002, Peoria, IL; also, Green Bay, WI, September 19, 2002.